
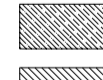
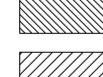

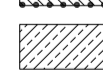


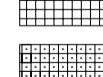
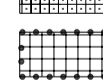
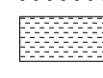

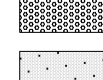
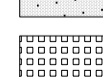


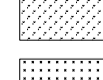
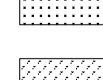
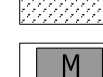
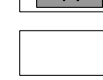






**LEGENDA**

**ZONE OMOGENEE**

-  A centro storico
-  B1 contenimento allo stato di fatto
-  B2 intensiva di completamento
-  B3 semiestensiva di completamento
-  B4 a volumetria definita
-  B5 estensiva di completamento
-  C1 estensiva di espansione a P.L.
-  C2 estensiva di espansione turistica a P.L.
-  D1 produttiva di completamento
-  D1 produttiva allo stato di fatto
-  D2 produttiva di espansione a P.L.
-  verde sportivo
-  aree per servizi tecnologici
-  verde per parchi e giardini
-  parcheggi
-  attrezzature scolastiche
-  attrezzature sociali
-  attrezzature religiose
-  verde privato
-  rispetto cimiteriale
-  verde di rispetto
-  edifici o complessi soggetti a vincolo
-  rurale

